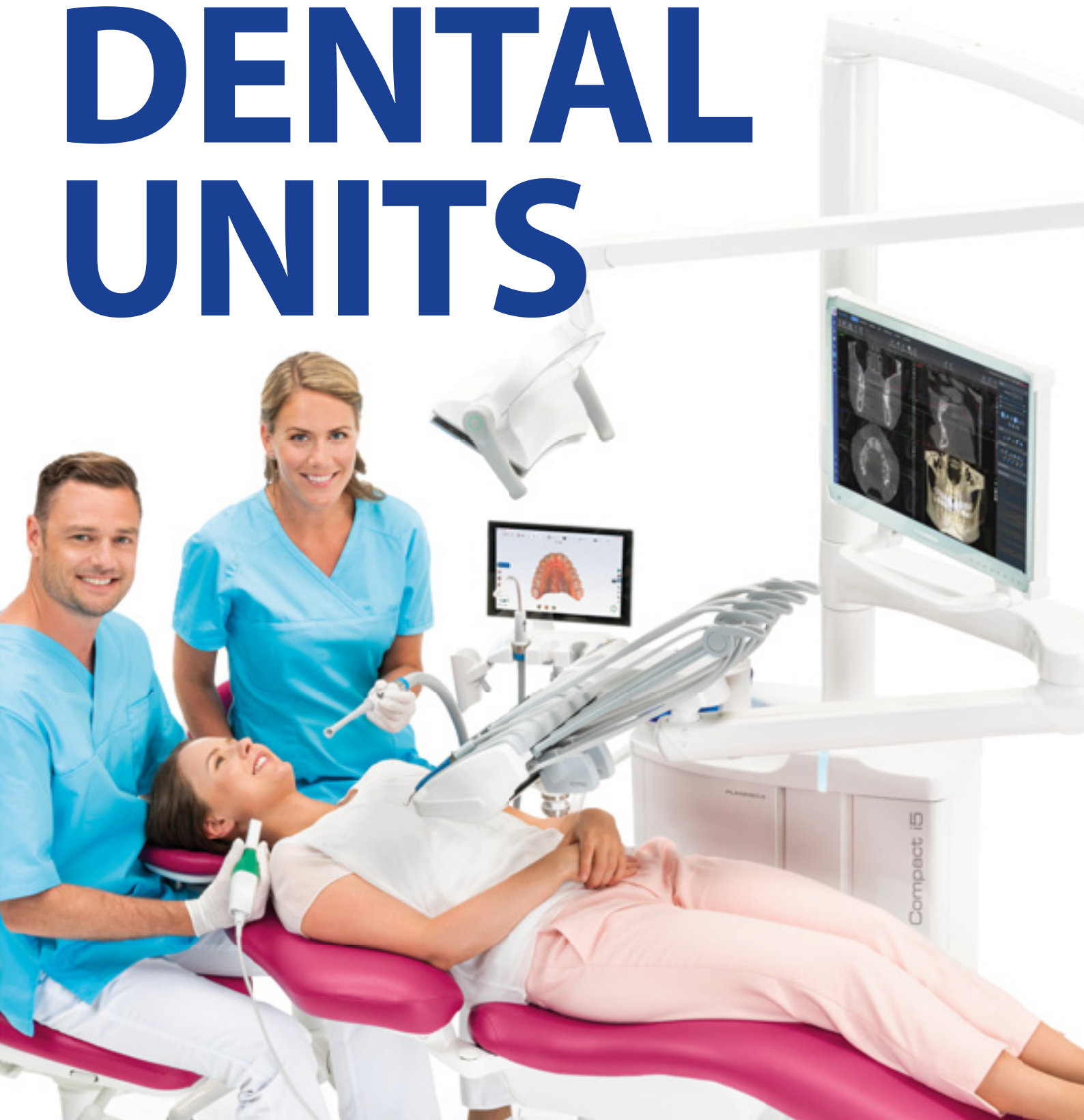


DENTAL UNITS



Exceptional quality and ergonomic design

An introduction from our President

Planmeca dental units – created for better patient care	4
Relaxed patient	6
Easy access, comfortable consultation	8
Ideal ergonomics	10
Designed to last	12
It's all in the details	14
Stand out with colour	16
Infection control is a top priority	18
Better daily operations through information	20
Choose your best companion	22
Planmeca Sovereign® Classic	24
True adaptability	26
Planmeca Compact™ i5	28
Compact, yet powerful	30
Planmeca Compact™ i Classic	32
Planmeca Compact™ i3	34
Planmeca Chair™	36
Technical specifications	38
Comparison	43

“It’s my pleasure to introduce you to our exceptional range of dental care units – combining the very best in ergonomics with outstanding patient comfort. I’m really proud of our product innovations, and for nearly 50 years we’ve worked closely with dental professionals to create pioneering dental units that set new standards in our field.

What makes us a bit different is that all core product development and manufacturing takes place in Finland – ensuring unmatched quality and attention to detail at every stage of the process. Our goal is to make your work safer and more pleasant, while providing your patients with the best possible treatment experience.

And we have a dedicated team of R&D professionals behind the scenes, all focused on making the highest quality products to suit your clinical needs. Therefore I'm thrilled to invite you to discover our advanced dental care units and find the perfect one for you.”

Heikki Kyöstiä
*President and founder
Planmeca Group*



Planmeca dental units – created for better patient care

Renowned for their beauty, durability and technical cleverness, Planmeca's dental units are designed with both the dental team and the patient in mind. Our product development is always guided by four core values: ergonomics, safety, comfort and aesthetics. By adhering to these values in everything we do, we have been able to create solutions that let dentists concentrate on providing the best patient care while technology takes care of the rest. We welcome you to explore the exceptional qualities that are a common denominator in all of our dental units.



Relaxed patient

Designed for
comfort

Our exceptional innovations make treatment sessions more comfortable and relaxing for your patients – making your work easier. With accurate positioning and support, our dental units help you focus on providing high-quality clinical treatment.

Ergonomically designed chair

The dental chair design follows the shape of the patient's body and provides firm and comfortable support. Our dental units can also be fitted with armrests to provide additional patient support.

Unbeatable patient comfort

Planmeca's **Ultra Relax™** upholstery responds to patient weight and body heat for superior patient comfort. This is especially appreciated in longer treatment sessions. A comfortably positioned patient is more relaxed, allowing you to focus on the clinical treatment.

Easy access, comfortable consultation

Our dental units offer easy access for patients of all sizes and ages and provide a comfortable upright sitting position for consultation and post-treatment examinations.



Easy entry/exit

The foldable leg rest makes it easy to enter and exit the chair – especially important for the elderly and physically challenged patients. To further support patient entry and exit, the chair can be equipped with rotating armrests.

Face-to-face consultation

Our dental units allow you to hold your initial discussion with the patient in a comfortable sitting position, while maintaining eye contact. This helps to create a relaxed atmosphere and build trust. Distractions, such as the instrument console, are kept outside of the patient's direct line of sights.

Ideal ergonomics

We work closely with dental professionals in order to find the best ways to ensure maximum comfort and exceptional quality treatment. Our dental units allow you to work either two- or four-handedly – making your work easier and more efficient.

Supporting an ergonomic workflow

Our dental units have been designed to make everyday work smoother and less stressful. The floating chair with a narrowing backrest and the small cuspidor base enable perfect access to the treatment area, allowing you to maintain an ergonomic working position throughout the day without unnecessary movement or strain. The smooth and wide delivery arm movements let you choose your preferred working position, while the ideally balanced instrument arms guarantee an ergonomic use of instruments.

The working position of your choice – perfect adaptability

- Ideal for both two-handed and four-handed dentistry
- Adapts to all positions between the 7 o'clock and the 15 o'clock position
- Enables working in a sitting or standing position



Designed to last

Our strong commitment to R&D guides everything we do. We are passionate about design and always prioritise comfort, safety and ease of use over everything else – and we do so without compromise. Our industry-leading dental units are practical, functional and beautifully designed.

**Solid, durable
and recyclable
aluminium**

Lightweight design

All Planmeca dental units have our distinctive clean and simple design. With plenty of space on every side, our highly compact units allow both you and your assistant to work freely and comfortably in your preferred position.

Glossy surfaces, excellent durability

We use aluminium parts and an epoxy paint finish in our dental units for ultimate durability. Their seamless, powder-coated surfaces meet the strictest infection control requirements.

Perfect modularity

All of our units have been designed with the future in mind. That's why it's easy to upgrade our units with the latest features and innovations in dentistry.

Award-winning design

Our aim is to create durable and beautifully designed products that stand the test of time – with unmatched attention to detail. Each product we build is of the highest quality, helping convey a professional image in your dental clinic and building patient trust.

It's all in the details

Extensive light field

The **Planmeca Solanna™** operating light provides excellent visibility to every corner of the treatment area.

Easy patient documentation

All clinical data can be easily accessed, making patient documentation simple and straightforward.

Intraoral scanner – just like any other instrument

The fast and lightweight **Planmeca Emerald™** intraoral scanner can be used, shared and operated with a foot control just like any other instrument. For an ergonomic workflow, the scanning data can be instantly viewed on your chairside tablet.

Comfortable working positions

The wide height adjustment range allows you to work comfortably in a standing position, while the very low chair position also makes it possible to treat patients who are semi-reclined.

Personal settings easily available

Planmeca PlanID™ allows access to personal settings on any dental unit at a clinic with a simple flash of a card.

Ease of use – just plug and play

The intuitive touch panel is straightforward and easy to use with customisable dental unit functions, treatment position and instrument settings.

Pure water without added chemicals

Planmeca ActiveAqua™ is a dental unit integrated water treatment system based on electrochemical disinfection. This truly automated system purifies the water entering your dental unit without any added chemicals.

A comfortable grip and minimised strain

The world-class instrument arms offer optimal balance and support ergonomic instrument use.

Smartly designed instrument console

Our effortless console positioning allows instruments to be placed at the optimal ergonomic position. The console can also be moved to the assistant side for a smooth and efficient workflow. Instruments with quick connectors are interchangeable by user.

Foldable leg rest

The automatic leg rest makes it easy for patients to enter and exit the chair, ensuring a smooth workflow. It also provides excellent patient comfort and is practical for doctor-patient consultations and prosthodontic treatments.

Unrestricted operator access

The narrow top of the backrest allows the dental team to get as close as possible to the treatment area.

Extensive legroom

The floating chair and small cuspidor base maximise legroom for both dentist and assistant – allowing the whole team to get as close as possible to the patient.

Wireless foot control

The foot control can be positioned freely and used to carry out all the necessary functions. You can also use the foot control to operate Planmeca's intraoral scanners.

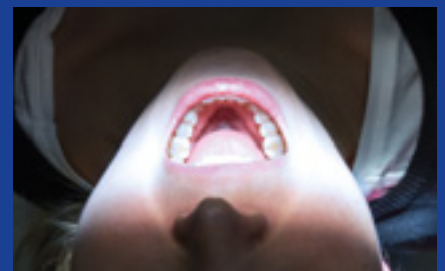


Planmeca operating lights

In dental care every detail matters, and that is why the operating light is an essential working tool. Our operating lights offer superior lighting, excellent colour reproduction and temperature control, great ergonomics, and much more.

Planmeca Solanna™

Perfect visibility over the entire treatment area – with the brightness and colour temperature of your choice.



Planmeca Solanna™ Vision

An intelligent light with integrated 4K cameras and microphones that allows you to take both premium-quality still images and videos.



Stand out with colour

Complement the splendid design of your dental unit by giving it a personal touch with your favourite colours. Select the perfect one from our inspiring collection and create the look of your dreams!

High-quality upholstery for enduring comfort

The **Comfy™** upholstery is made of durable artificial leather. The thin shape ensures excellent reach to the treatment area and the seamless design allows easy upkeep and enhanced infection control.

Made of extremely durable artificial leather and viscoelastic memory foam, the **Ultra Relax™** upholstery adapts perfectly to patient's body shape, allowing them to stay relaxed even during the longest treatment sessions.

Beautiful and bright colours

Both Comfy and Ultra Relax upholstery series come in a wide range of stylish colours.



Fuchsia	Ultra Relax ✓	Comfy ✓
Cassis	Ultra Relax ✓	
Purple	Ultra Relax ✓	Comfy ✓
Red	Ultra Relax ✓	Comfy ✓
Sun	Ultra Relax ✓	
Lime	Ultra Relax ✓	Comfy ✓
Metallic Pine	Ultra Relax ✓	
Petrol	Ultra Relax ✓	Comfy ✓
Sky	Ultra Relax ✓	Comfy ✓
Azure	Ultra Relax ✓	Comfy ✓
Steel Blue		Comfy ✓
Deep Sea Blue		Comfy ✓
Metallic Blue	Ultra Relax ✓	
Baltic	Ultra Relax ✓	
Dark Blue		Comfy ✓
Diplomat Blue	Ultra Relax ✓	
Hazel		Comfy ✓
Taupe	Ultra Relax ✓	
Walnut	Ultra Relax ✓	
Coffee		Comfy ✓
Metallic Silver	Ultra Relax ✓	
Metallic Gold	Ultra Relax ✓	
Graphite	Ultra Relax ✓	Comfy ✓
Black	Ultra Relax ✓	Comfy ✓



Infection control is a top priority

Infection control and clean water have always been essential elements in our product design and development. Years of close collaboration with leading dental universities in the field of microbiology have resulted in comprehensive and scientifically proven solutions for both external and internal dental unit infection control.



Effortless use

External infection control made easy

The smooth, uniform surfaces of our dental units make cleaning easy, ensuring impeccable external infection control – a crucial element in safe dental treatment. The metal surfaces are extremely durable and resistant to cleaning agents. All critical components can also be autoclaved, and the bowl can be detached for easy cleaning.

Clean water – always

Our water treatment solutions guarantee that all water entering the patient's mouth is always clean, ensuring a safe environment for both the patients and the dental team. **Planmeca ActiveAqua™** is a dental unit integrated water treatment system based on electrochemical disinfection, which purifies the water entering your dental unit without any added chemicals and without requiring any extra effort.



Superior results for cleaner suction tubes

We have designed an innovative system for cleaning suction tubes and filters. The **Planmeca Suction Tube Cleaning System (STCS)** significantly simplifies and automates the disinfection process of dental units – ensuring a safe treatment environment and a cleaner suction system overall.

The efficiency of the Planmeca STCS has been established in an independent study* conducted at the Dublin Dental University Hospital.

* Boyle MA, O'Donnell MJ, Russell RJ, Galvin N, Swan J, Coleman DC. Overcoming the problem of residual microbial contamination in dental suction units left by conventional disinfection using novel single component suction handpieces in combination with automated flood disinfection. Journal of Dentistry. 2015; 43(10):1268-1279. doi: 10.1016/j.jdent.2015.07.018. PMID: 26248229.

Better daily operations through information

Take the efficiency of your clinic to the next level with real-time information on networked equipment usage and events. Our **Romexis® Clinic Management** software offers several usability and quality assurance benefits for local users, whereas **Romexis® Insights** allows you to remotely monitor your clinic from anywhere.

Key benefits of networked equipment:

Planmeca equipment can be networked to gather valuable data on their use.

- Enhance operational planning – patient chair time visible for digital dental units equipped with integrated patient occupancy sensors
- Use detailed event logs to improve quality assurance – including infection control and radiation hygiene
- Maximise unit uptime with fast and accurate trouble-shooting

Romexis® Clinic Management – fluent and safe use of equipment

- Access personalised dental unit settings easily with **Planmeca PlanID™**
- See clear graphical overviews of a clinic – showing unit status, occupancy, and users
- Achieve time savings with scheduled flushings and mass software updates
- Enable local network access

Romexis® Insights – consolidated online monitoring of all equipment

- Monitor equipment from anywhere over the internet – also using mobile devices
- Utilise interactive dashboard views to see statistics from all clinics or individual locations and equipment
- Monitor trends and changes to clinic operations using informative graphics
- Allow stakeholders (such as service technicians) to securely access equipment information

Real-time monitoring of day-to-day operations for clinic staff with Romexis® Clinic Management



All data in the clinic database

Advanced operational data analytics for business stakeholders with Romexis® Insights



All data in a cloud database

Choose your best companion

We are proud to present Planmeca's world-leading range of dental units. Our flagship dental unit, **Planmeca Sovereign® Classic**, is an ideal solution for the needs of special dentistry. The compact and lightweight **Planmeca Compact™ i5** has been designed to make daily routines smooth and efficient for the entire dental team. **Planmeca Compact™ i Classic** is a cost-effective solution for general dentistry, while our smallest dental unit, **Planmeca Compact™ i3**, is a true space saver that fits into any clinic layout. The independent **Planmeca Chair™** is the perfect partner to combine with a mobile cart. We hope you will find the best fit for your needs!



Planmeca Chair™



Planmeca Compact™ i3



Planmeca Compact™ i Classic



Planmeca Compact™ i5



Planmeca Sovereign® Classic

Planmeca Sovereign® Classic

Give your patients the royal treatment

Our exquisite Planmeca Sovereign® Classic dental unit is a combination of intelligent engineering, breakthrough technology, and distinctive design. This highly adaptable dental unit is an ideal solution for the needs of special dentistry. It helps you ensure that your patients always receive the very best treatment.



True adaptability

For
demanding
clinical
needs

Clever design details

Planmeca Sovereign® Classic has been designed with ergonomics, comfort, and usability in mind. The compact and slim cuspidor makes the unit the perfect choice for any treatment room. The user-centered design offers unparalleled ease of use for both you and your assistant. The tilting seat keeps the patient optimally positioned during whole treatment session.

Perfect ease of use

Plug your preferred instruments on the 6-position instrument console and use the unit easily through the multilingual touch screen from day one. Position your unit the way you want with the left/right swivel function of the cuspidor and chair.

A multitude of possibilities in one treatment room

The swivel function of Planmeca Sovereign Classic provides exceptional new treatment possibilities. The entire unit can be moved effortlessly for different specialty treatment needs – such as CAD/CAM, implantology, laser treatment, prosthodontics or even anaesthesia – all in the same room. All the necessary specialty equipment and materials can be organised for the most seamless and efficient clinical workflow possible. The dental unit also provides the possibility to integrate a microscope or a surgical micromotor.



The left/right swivel function allows the dental unit to be moved effortlessly for different specialty treatment needs.

The swivel function brings added flexibility and comfort to patient consultation, and helps to optimise the use of space.

Planmeca Compact™ i5

Designed to last – made to perform

The sleek and compact Planmeca Compact™ i5 dental unit provides unparalleled ergonomics and is extremely easy and simple to use. Lightweight yet powerful, the unit has been designed to offer the smoothest possible workflow for the dental team and the most enjoyable treatment experience for patients of all sizes and ages.



Compact, yet powerful

The smoothest possible workflow

Planmeca Compact™ i5 has been designed to offer the smoothest possible workflow for the entire dental team. Its lightweight design and smooth movements help you to maintain an ergonomic working position throughout the day. Everything is within easy reach, making everyday work effortless and enjoyable.

Faster routines for a faster patient flow

In Planmeca Compact i5, all the essential infection control functions are integrated and neatly organised in their own compartments. The cleaning procedures are automated, and the LED indicator on the dental unit informs about their status. These functions help to speed up infection control, which in turn means a faster patient flow and improved quality assurance. Planmeca Compact i5 is the perfect answer to the growing demands of today's dentistry.

Five generations of continuous improvement

Our **Planmeca Compact™** dental unit range has over 50,000 users around the world. They have provided us with continuous and valuable feedback, which has enabled us to refine our most popular dental unit model so that it caters to the needs of today's and tomorrow's dental professionals. Planmeca Compact i5 is the culmination of five generations of continuous improvement.

The way you want it

There are as many working preferences as there are dental care professionals. Planmeca Compact i5 offers several delivery systems and a wide instrument range for you to choose from to meet your specific needs and requirements.

- 1 Over-the-patient delivery arm 520 mm with balanced instruments
- 2 Over-the-patient delivery arm 340 mm with balanced instruments
- 3 Over-the-patient delivery arm with hanging tube instruments
- 4 Side delivery with hanging tube instruments
- 5 Cart delivery with hanging tube instruments
- 6 Independent cart with hanging tube instruments



Planmeca Compact™ i Classic

The modern classic of general dentistry

Planmeca Compact™ i Classic is the ideal choice for the needs of general dentistry – a cost-effective dental unit offering all the essential functionalities and uncompromised ergonomics.

Quick and easy operations

Planmeca Compact™ i Classic can be equipped with either balanced instrument arms, or hanging tube instruments. Its standard set-up features all necessary instruments.

All instrument adjustments can be performed conveniently from the dental unit keyboard. As is the case with other Planmeca dental units, Planmeca Compact i Classic is equipped with a multifunctional foot control for chair, unit and instrument control.



Planmeca Compact™ i3

Small, swift and clever

We believe that great ergonomics, a smooth workflow and ease of use should be a necessity, not a luxury. The small, swift and clever Planmeca Compact™ i3 dental unit is a smart choice for any dentist looking for a space-saving solution. The flexible movement range of the unit's delivery arm allows both right- and left-handed dental professionals to work comfortably in any position.

Simplicity without sacrificing efficiency

Planmeca Compact™ i3 has been designed to simplify everyday dentistry. Easy to learn and easy to use, it is equipped with an intuitive touch panel that guides you in your preferred language. Thanks to the simplicity of the unit's design, external infection control procedures are also easy to perform. The unit can be customised to individual preferences and upgraded with the features of your choice, such as an integrated intraoral scanner.

From right- to left-hand use in 10 seconds

Planmeca Compact i3 can be switched from right- to left-hand use in just 10 seconds simply by moving the instrument console – without having to move the operating light. This makes it a practical solution for all clinics where several dentists use the same dental unit and space is limited.



From right to left in 10 seconds



A swift and space-saving solution

Planmeca Compact i3 is a truly flexible dental care unit that fits into any clinic layout. Due to its slim design and narrow backrest, the unit offers plenty of working space around it, allowing your team to work comfortably whether sitting or standing. The small instrument console can be positioned above the patient, making it easier to maintain an ergonomic position throughout the day. The unit's swivel function can be used to make fine adjustments according to your preferences.


A practical choice especially for large clinics with several users

The unique Planmeca PlanID™ sign-in system allows dentists to access their personal settings instantly from any dental unit with a simple flash of a card. This helps clinics maximise their resources and utilise their equipment flexibly, since units no longer need to be assigned to specific users. All usage information is stored in the Planmeca Romexis® software – this way, large clinics and chains can benefit from knowing when, how and by whom the unit has been used.



A truly flexible dental unit

- From right to left in 10 seconds
- Wide delivery arm movement range
- Plenty of working space on every side
- Comfortable working positions from 9 o'clock to 3 o'clock
- Swivel function for fine adjustments



Ideal for both two- and four-handed dentistry

Planmeca Chair™

Patient chair for ultimate comfort

*The versatile, optimally designed features of the independent **Planmeca Chair™** provide great working ergonomics. It is well-suited for surgical treatments and can also be equipped with the **Planmeca Compact™ i** mobile cart.*



Easy swiveling provides flexibility

The 180-degree swivel function allows the chair to be swiveled 90 degrees left and right. This is a valuable feature when using an intraoral X-ray unit or other auxiliary equipment. The swivel function provides a unique freedom for clinic design and is especially appreciated when space is limited.

Large and solid tray

There is a large and solid cast aluminium tray above the patient for orthodontic and surgical treatments. The tray is easy to move with outstanding load bearing capacity.

Practical design details

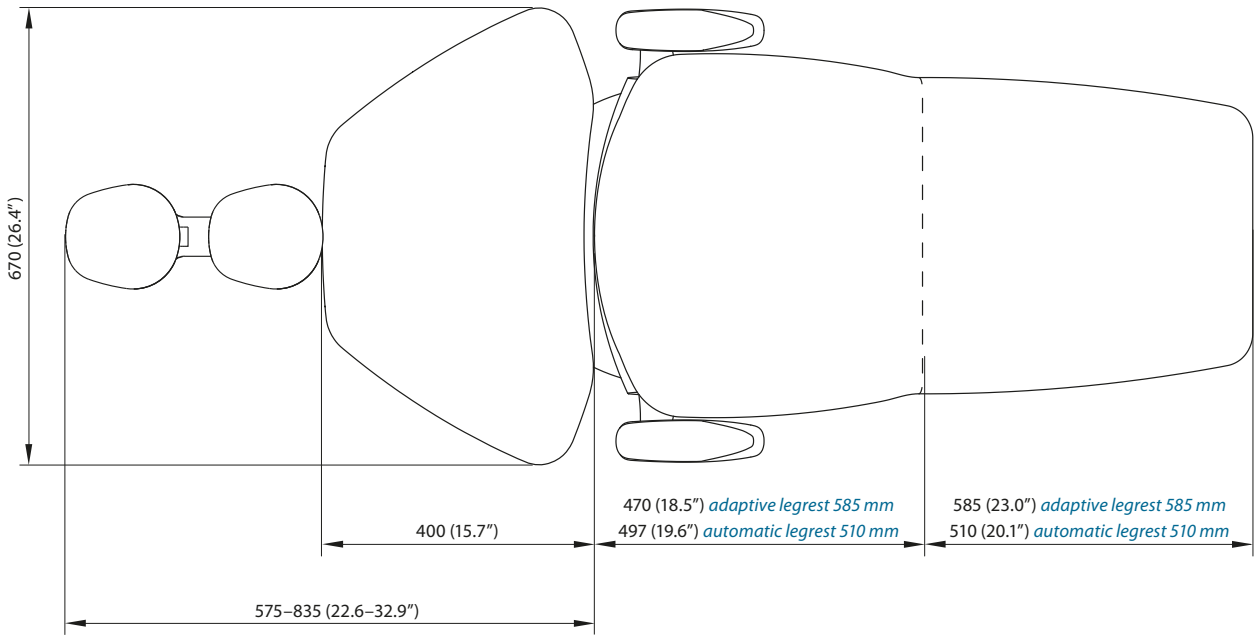
The double articulated headrest allows comfortable positioning of the patient's head and provides good access to the treatment area. Thanks to the smooth and lightweight headrest length adjustment, the chair can be easily adapted for patients of all sizes.



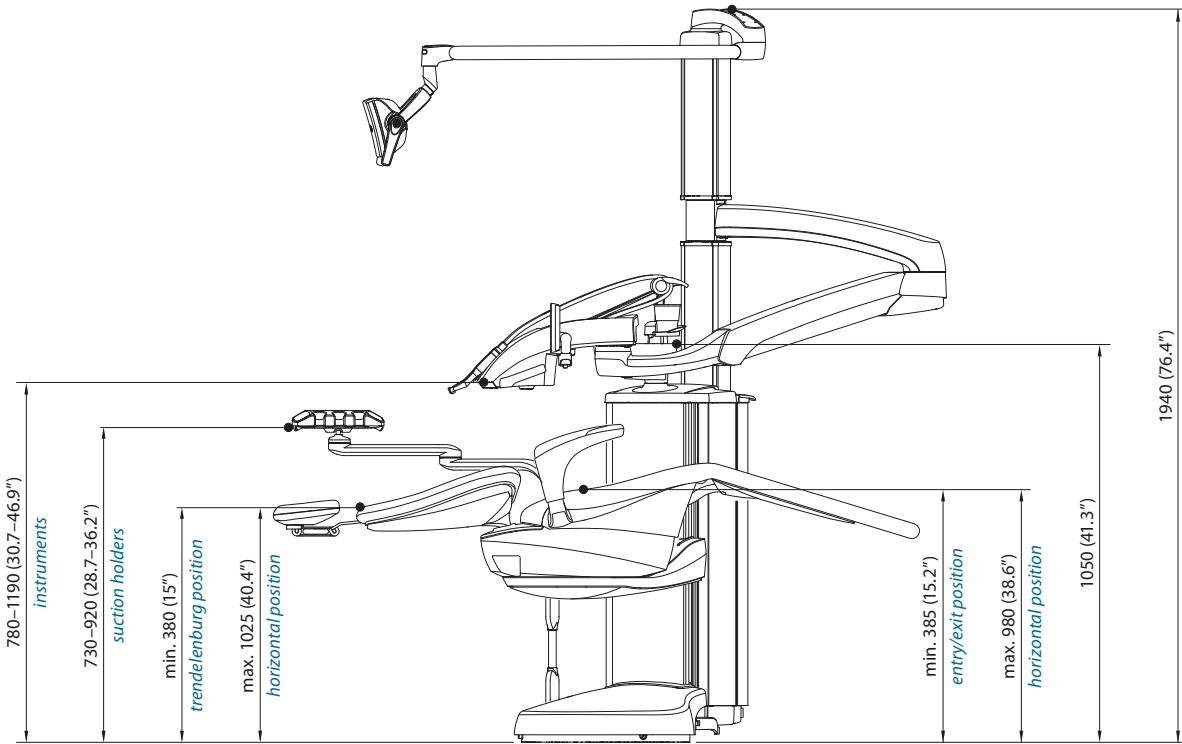
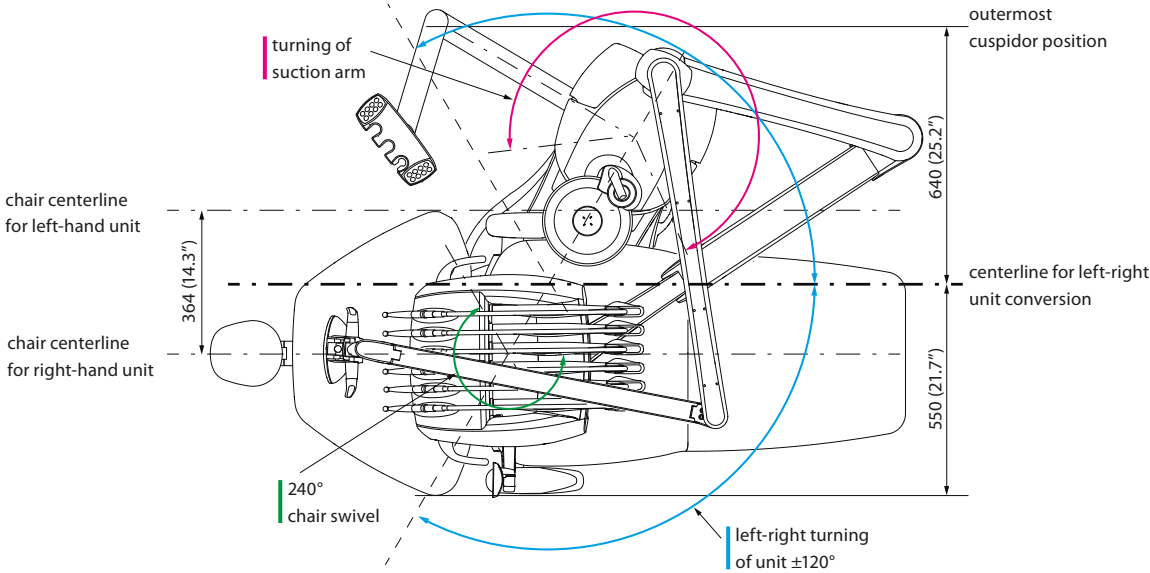
Planmeca Sovereign® Classic

Technical specifications

Delivery type	Over-the-patient delivery arm with balanced instruments Over-the-patient delivery arm with hanging tube instruments
Power requirements	100–240 VAC
Mains frequency	50/60 Hz
Water inlet pressure	180–900 kPa (26–130 psi)
Air inlet pressure	550–900 kPa (80–130 psi)
Weight	200 kg (440 lbs)
Mounting	To be fixed to the floor
Frame	Cast aluminium alloy
Colour	White (RAL 9016)

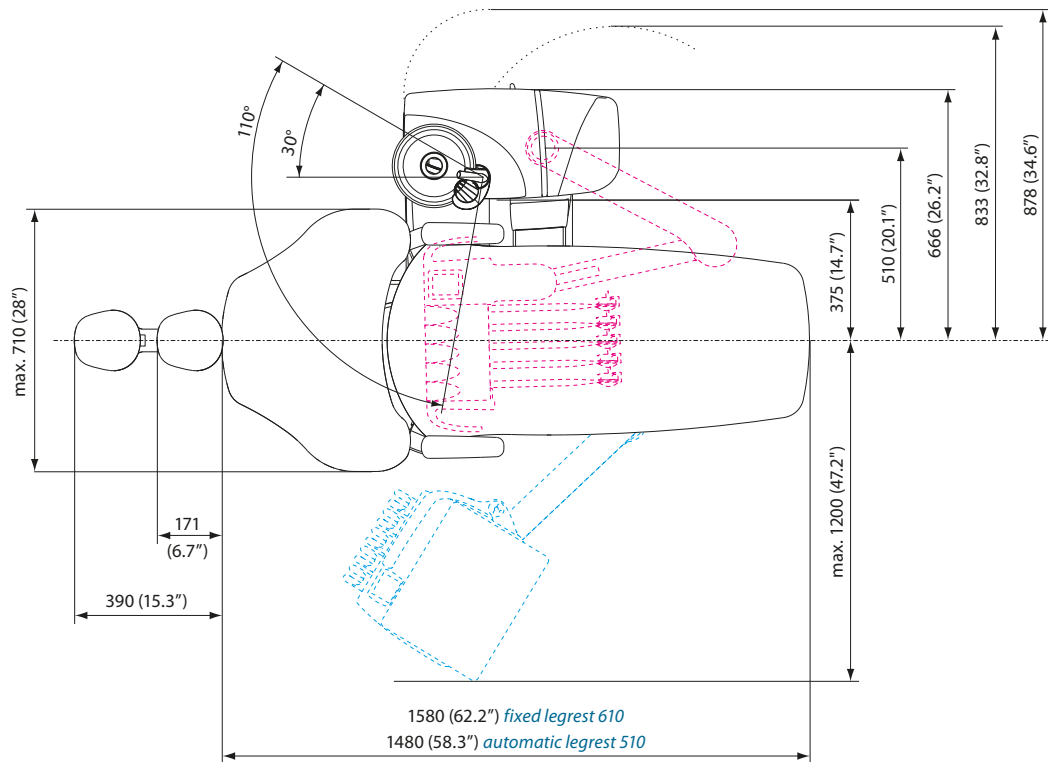
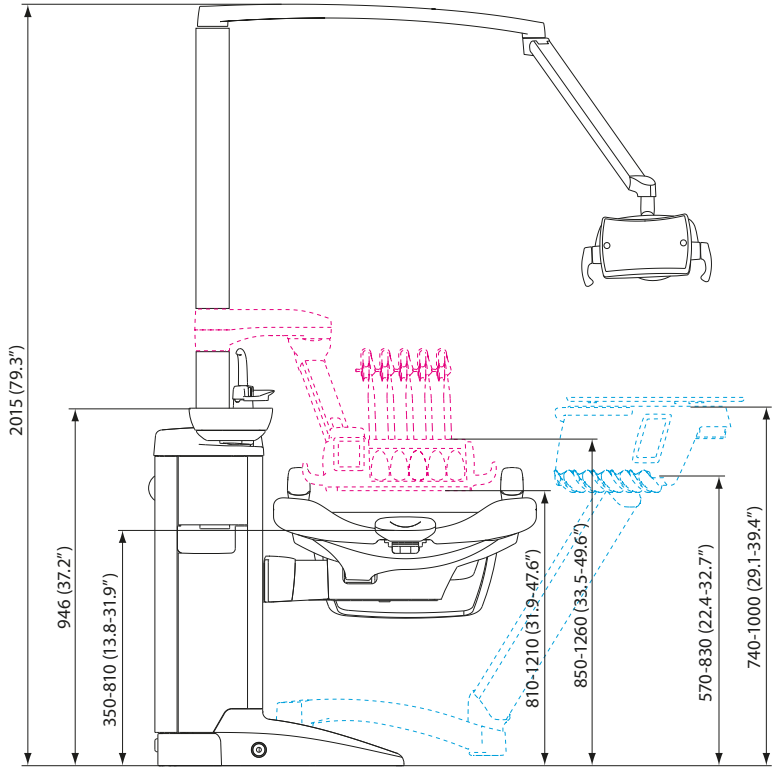


Over-the-patient delivery arm with balanced instruments



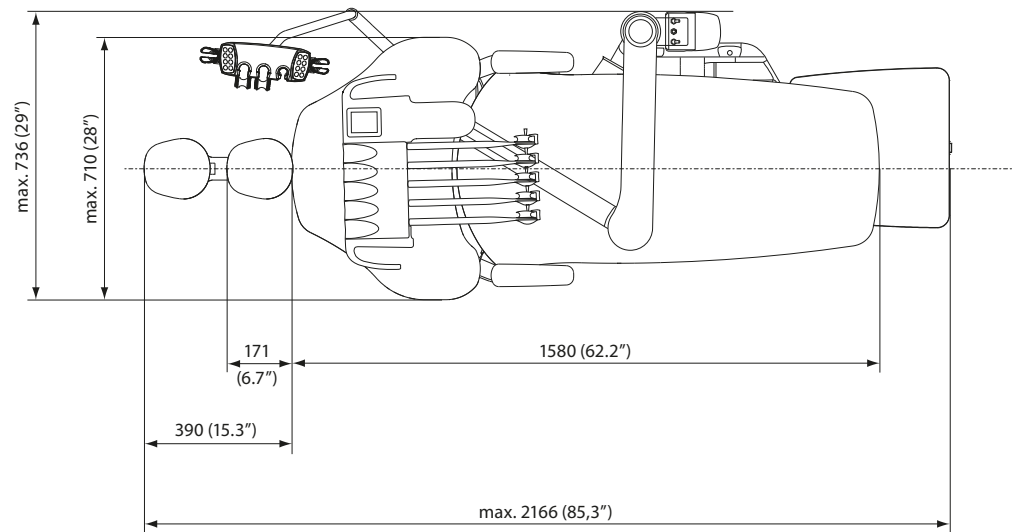
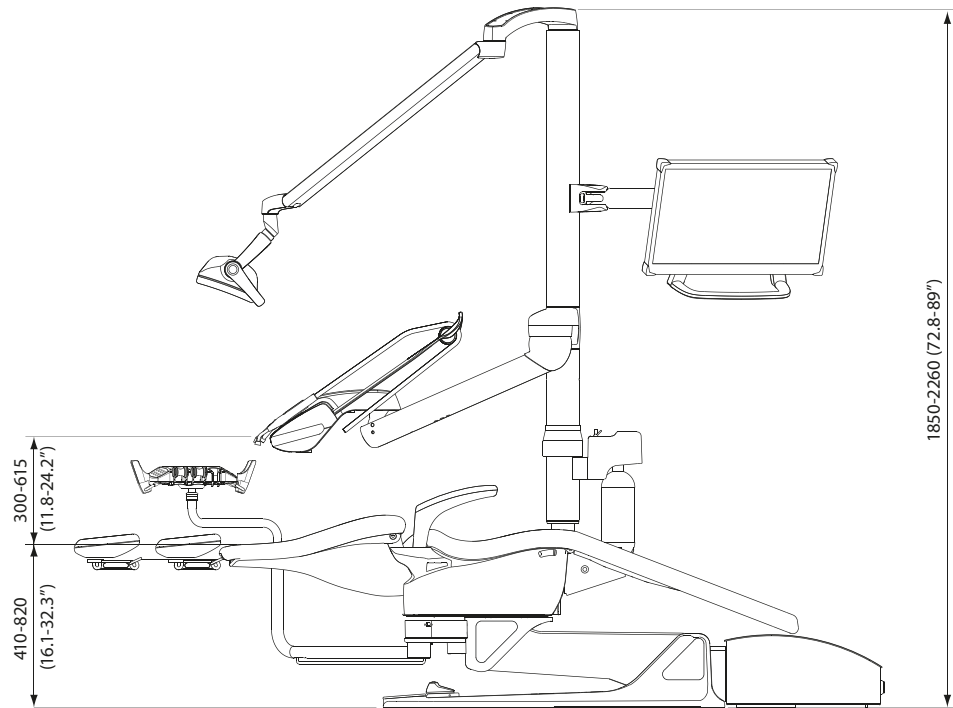
Planmeca Compact™ i5
Technical specifications

Delivery type	Over-the-patient delivery arm with balanced instruments
	Over-the-patient delivery arm with hanging tube instruments
	Side delivery with hanging tube instruments
	Cart delivery with hanging tube instruments
Power requirements	100 VAC, 115 VAC, 220–240 VAC
Mains frequency	50/60 Hz
Water inlet pressure	300–900 kPa (43–130 psi)
Air inlet pressure	550–900 kPa (80–130 psi)
Weight	160 kg (353 lbs)
Mounting	To be fixed to the floor
Frame	Cast aluminium alloy
Colour	White (RAL 9016)



Planmeca Compact™ i3
Technical specifications

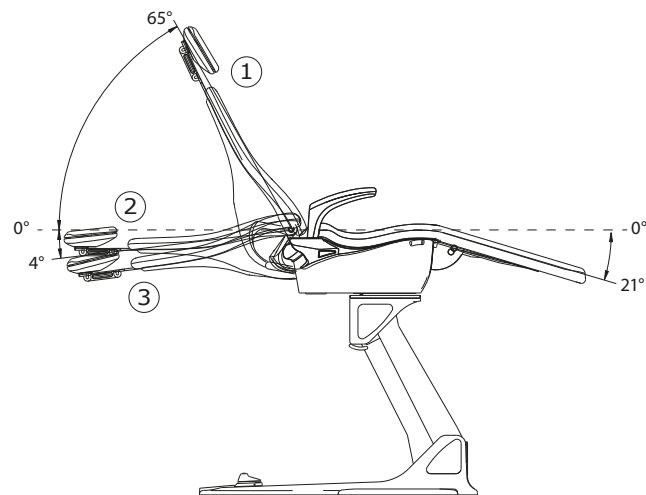
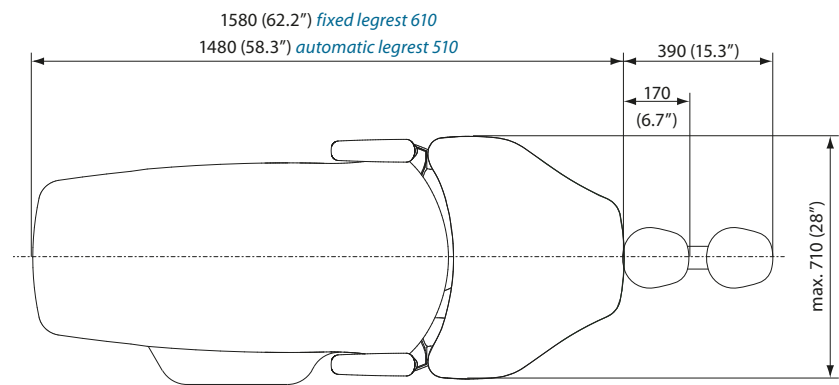
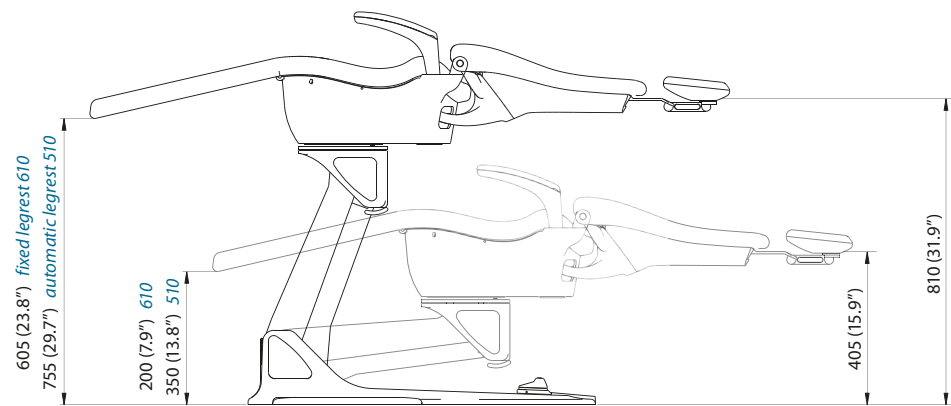
Delivery type	Over-the-patient delivery arm with balanced instruments
	Over-the-patient delivery arm with hanging tube instruments
Power requirements	100 VAC, 115 VAC, 220–240 VAC
Mains frequency	50/60 Hz
Water inlet pressure	300–900 kPa (43–130 psi)
Air inlet pressure	550–900 kPa (80–130 psi)
Weight	130 kg (278 lbs)
Mounting	To be fixed to the floor
Frame	Cast aluminium alloy
Colour	White (RAL 9016)



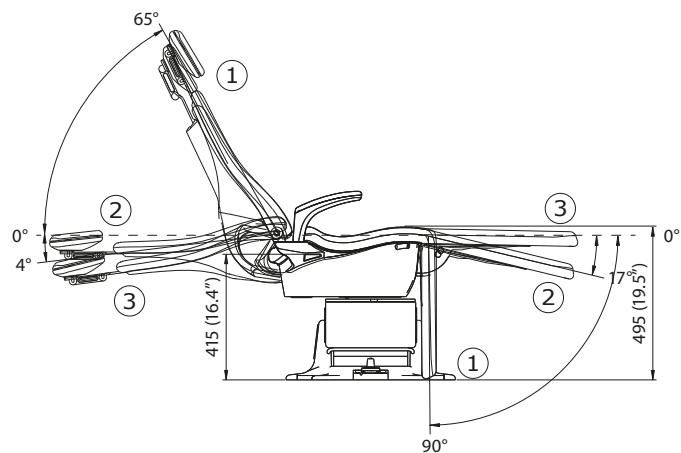
Planmeca Chair™

Technical specifications

Power requirements	100 VAC, 115 VAC, 220–240 VAC
Mains frequency	50/60 Hz
Swivel	±90°, total 180°
Weight	120 kg (265 lbs)
Mounting	To be fixed to the floor Mobile version as an option
Frame	Cast aluminium alloy
Colour	White (RAL 9016)



The fixed legrest has optimum knee angulation.



The optional automatic legrest can be used when the chair is swivelled 90° to the right or left.

Comparison

Choose your ideal companion

	Planmeca Sovereign Classic	Planmeca Compact i5	Planmeca Compact i Classic	Planmeca Compact i3
DELIVERY TYPE				
Over-the-patient delivery arm 520 mm with balanced instruments	✓	✓	✓	✓
Over-the-patient delivery arm 340 mm with balanced instruments		✓	✓	
Over-the-patient delivery arm with hanging tube instruments	✓	✓	✓	✓
Side delivery with hanging tube instruments		✓		
Cart delivery with hanging tube instruments		✓		
Independent cart with hanging tube instruments		✓		
DENTAL UNIT FEATURES				
Left/right conversion	✓	✓	✓	✓
Floating chair	✓	✓	✓	
Floor-mounted chair				✓
Automatic legrest	✓	✓	✓	
Chair swivel	✓			✓
Unit swivel	✓			
Ultra Relax™ upholstery	✓	✓	✓	✓
Comfy™ upholstery	✓	✓	✓	✓
Bowl	✓	✓	✓	
INSTRUMENTS AND OTHER OPTIONS				
5 instrument positions		✓	✓	✓
6 instrument positions	✓			
Free instrument positioning (excl. syringe)	✓	✓	✓	✓
Integrated surgical micromotor	✓			
Integrated endodontic micromotor	✓	✓		✓
Integrated intraoral scanner	✓	✓	✓	✓
Touch panel user interface	✓	✓		✓
Keyboard user interface			✓	
Foot control	✓	✓	✓	✓
Wireless foot control	✓	✓		
Intraoral X-ray unit integration	✓	✓	✓	
Microscope integration	✓			
INFECTION CONTROL FEATURES				
Integrated cleaning holders	✓	✓	✓	
Periodical waterline cleaning	✓	✓	✓	✓
Continuous water disinfection	✓	✓	✓	
Planmeca ActiveAqua™ water treatment system		✓	✓	
Automated suction tube cleaning system where the tubes are filled completely	✓	✓	✓	
Manual suction tube cleaning by aspirating through tubes			✓	✓
Integrated containers for disinfectants	✓	✓		
NETWORKING				
Remote monitoring and diagnosing with Planmeca Romexis® Clinic Management module	✓	✓	✓	✓



Planmeca Oy designs and manufactures a full line of industry-leading dental equipment, including 3D and 2D imaging devices, CAD/CAM solutions, dental care units and software. Planmeca Oy, the parent company of the Finnish Planmeca Group, is strongly committed to better care through innovation, and it is the largest privately held company in the field.

Follow us on social media!



PLANMECA

Asentajankatu 6 | 00880 Helsinki | Finland | tel. +358 20 7795 500 | fax +358 20 7795 555 | sales@planmeca.com | www.planmeca.com

Images may contain optional items not included in standard delivery. Available configurations and features may have country or area specific variations.
Some products displayed above may not be available in all countries or areas. Rights for changes reserved.

Planmeca, All in one, Anatomat Plus, Cobra, Comfy, Digital perfection, Economat Plus, Elegant, Flexy, Perio Fresh, PlanEasyMill, Planmeca 4D, Planmeca AINO, Planmeca ARA, Planmeca CAD/CAM, Planmeca CALM, Planmeca Cariosity, Planmeca Chair, Planmeca Clarify, Planmeca Compact, Planmeca Creo, Planmeca Emerald, Planmeca FIT, Planmeca Intra, Planmeca iRomexis, Planmeca Lumion, Planmeca Lumo, Planmeca Maximity, Planmeca Minea, Planmeca Minendo, Planmeca Minetto, Planmeca mRomexis, Planmeca Noma, Planmeca Olo, Planmeca Online, Planmeca PlanCAD, Planmeca PlanCAM, Planmeca PlanClear, Planmeca PlanDesk, Planmeca PlanID, Planmeca PlanMill, Planmeca Planosil, Planmeca PlanPure, Planmeca PlanScan, Planmeca PlanView, Planmeca ProCeph, Planmeca ProFace, Planmeca ProID, Planmeca ProMax, Planmeca ProModel, Planmeca ProOne, Planmeca ProScanner, Planmeca ProSensor, Planmeca ProX, Planmeca Romexis, Planmeca Serenus, Planmeca SingLED, Planmeca SmartGUI, Planmeca Solanna, Planmeca Sovereign, Planmeca Ultra Low Dose, Planmeca Vision, Planmeca Viso, Planmeca Verity, Planmeca Waterline Cleaning System, Planmeca Xtremity, Proline Dental Stool, ProTouch, SmartPan, SmartTouch, Trendy, and Ultra Relax are registered or non-registered trademarks of Planmeca in various countries.

10032811/1020/en